



Facade Panel with Hidden Screws
with a high density ROCK WOOL core. Flame retardant

Panel Description

The panels are made of two steel sheets adhered by an organic adhesive to the Rock Wool core. Steel sheets can range from 0.5mm to 1mm, with 0.5mm being the standard thickness for this type of panel. The coatings are applied depending on the use of the panel, the standard coating being polyester SP25. On request, panels are offered with other materials such as aluminum or stainless steel.

The Rock Wool core complies with the European standard EN 13162.

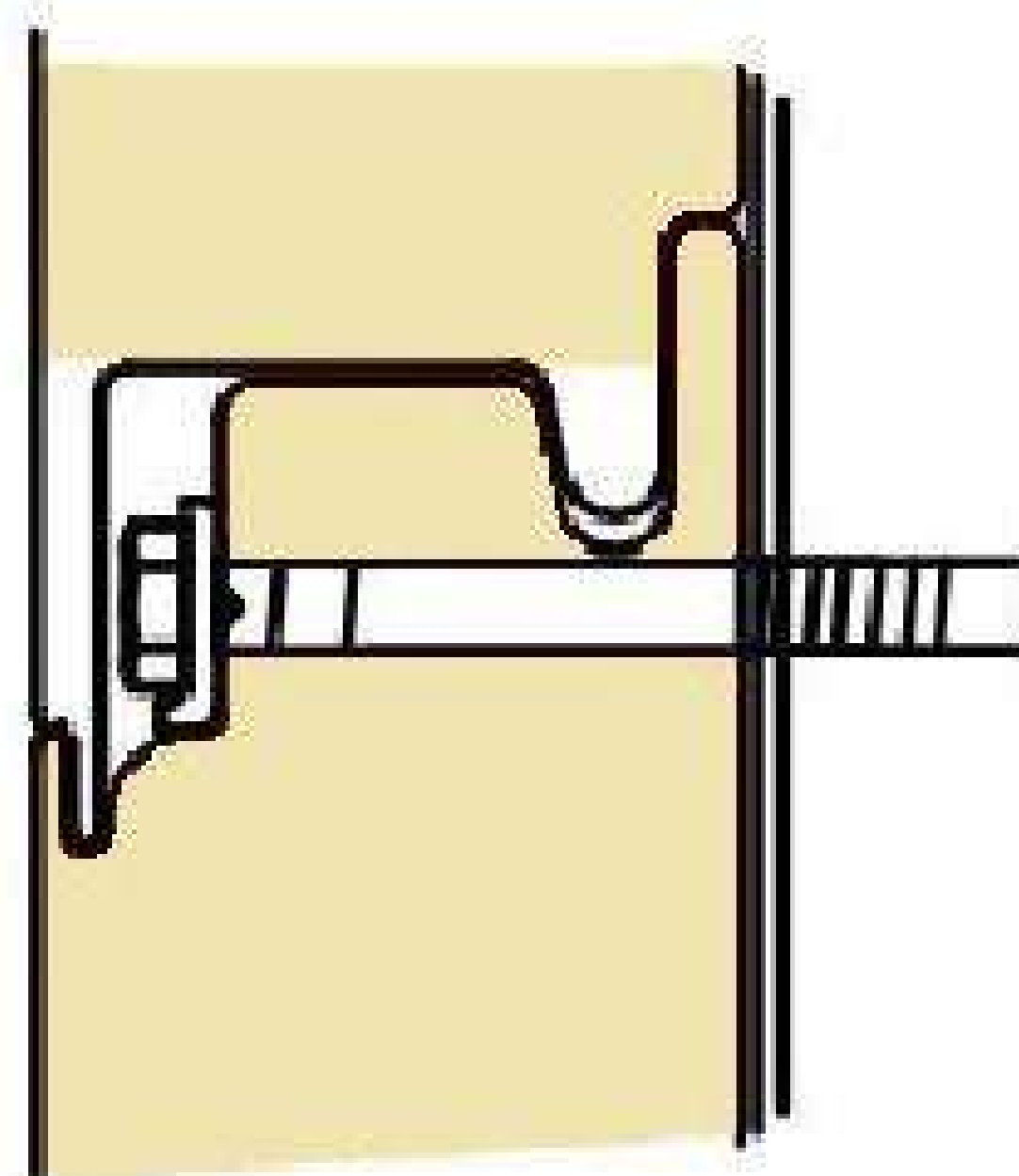
Classification against fire

Our rock wool core panels have a reaction to fire classification A2-s1-d0, according to standard EN 13501-1


Applications

- Interior acoustic shielding in industrial facilities.
- Manufacturing premises.
- Heated premises.
- Premises where high fire resistance is an essential requirement.
- Fireproof enclosures (garages, warehouses for dangerous substances ...)
- Buildings where the activity is changing or for rent.


Panel Board




The facade panel with hidden screws allows a better design for the facade as well as a finer finish



Perfil liso



Perfil estándar



Perfil microperforado

Technical specifications of the product

PANEL FACHADA LANA DE ROCA ALTA DENSIDAD								
Espesor (mm)	Ancho (mm)	Long. Máx. recomendada (m)	Tipo de núcleo	Peso kg/m ²	Coef. Trans. Térmica W/m ² K	Resistencia frente al fuego	Comportamiento acústico	
							Rw (dB)	RA (dBA)
50	1.150	8,5	M	14,2	0,690	EI30	33	32,5
60	1.150	8,5	M	15,4	0,592	EI30	≥33	≥32,5
80	1.150	10	M	17,8	0,455	EI60	≥33	≥32,5
100	1.150	11	M	20,2	0,370	EI120	≥33	≥32,5
120	1.150	12	M	22,6	0,308	EI120	≥33	≥32,5
150	1.150	12	M	26,2	0,253	EI120	≥33	≥32,5
200	1.150	12	M	32,2	0,192	EI120	≥33	≥32,5

Bi-supported panel overload table:

PANEL FACHADA LANA DE ROCA ALTA DENSIDAD								
Propiedades mecánicas a la flexión. Tabla sobrecarga de panel biapoyado								
Espesor (mm)	Sobrecarga kg/m ²	30	60	80	100	120	150	200
50	Luz (m)	7,70	5,30	3,90	3,01	2,52	2,00	1,50
60	Luz (m)	8,15	6,10	4,20	3,50	3,02	2,40	1,90
80	Luz (m)	9,22	6,26	5,15	4,47	4,07	3,24	2,50
100	Luz (m)	11,00	7,50	6,10	5,45	5,00	4,12	3,25
120	Luz (m)	12,00	8,30	7,05	6,35	5,89	4,80	3,75
150	Luz (m)	13,00	9,52	8,30	7,50	6,75	5,50	4,50
200	Luz (m)	14,00	10,80	8,50	7,50	6,84	6,09	5,50

Flecha L/200. Coeficiente de seguridad: 2,5

Useful limit temperature: applications from -5°C to + 180°C

Not Hydrophilic.

Standard colors: other colors, ask and on request

Cara Exterior	Color	Cara Interior	Color
Blanco Pirineo		Blanco Pirineo	
Verde Navarra		Blanco Pirineo	
Crema Bidasoa		Blanco Pirineo	
Rojo Teja		Blanco Pirineo	
Gris Perla		Blanco Pirineo	
Silver Metalic RAL 9006		Blanco Pirineo	

