

**DS-1
Service
door**




-
- B-s1-d0
 - Value for money
 - Easy installation


DS-1 Service Door

Superior quality service door for intensive use, injected panel, framed with anodized aluminum profile. Robust, durable and with an excellent aesthetic finish and sanitary suitability.


The DS-1 model is manufactured as standard with a 0.6mm thick sheet lacquered in white. As an option, it can be manufactured with finishes in stainless steel, PVC or other materials, with one or two sheets (depending on measurements). It is a high-performance door, designed to have a minimum maintenance.



Thermal isolation



Various sizes available



Easy to assemble and maintain

Description

- The door includes a frame and counterframe in extruded aluminum with double thermal break. High resistance treatment fixed with hidden screws adaptable to different thicknesses.
- **The use of high-quality materials and their design are designed so that the door has a minimum level of maintenance.**
- The door leaf is made up of a refrigeration panel with polyisocyanurate (PIR) foam that gives the door a B-s1-d0 reaction to fire classification according to the EN 13501-1 standard.

DIPPANEL Doors stand out for:

- Quality of finishes
- Easy assembly and installation
- Adaptability to customer needs

Technical characteristics

FRAME

PROFIL

- White lacquered extruded aluminum frame and counter frame
- High corrosion resistance treatment
- Fixed with hidden screws and adaptable to different thicknesses

LEAF

PROFIL

- Anodized extruded aluminum (stainless)
- High corrosion resistance treatment

ISOLATION

- Rigid polyisocyanurate (PIR) foam
- Reaction to fire classification: B-s1-d0

THICKNESSES

- 40mm

LOCK

- Galvanized steel and white lacquered RAL 1006
- Sheet thickness 0.6mm

BURLETTE

- Very flexible, double-celled and resistant to negative temperatures

IRONWORK

OPENING

- Single-action stainless steel hinges
- A2 stainless steel

TORNILLERÍA

- External and internal handle type stainless steel latch

OPTIONS

- 1 or 2 sheets according to needs (maximum width 1 sheet 1000 mm and 2 sheets 2000 mm)
- Airplane wing type sheet protection in 5mm aluminum or 3mm stainless steel
- Methacrylate viewfinder in 6 mm measures 300x400 mm
- Various finishes in lacquered sheet of various colors, stainless steel, PVC, Polyester, imitation wood, etc.
- Anodized aluminum door closer

DS-1 PHOTOS



**Wood finish door
(OPTIONAL)**



Fotos Puerta DS-1



Door with stainless steel finish and window (OPTIONAL)





dippanel

CONTACTO:

- (+34) 954 436 422
- (+34) 675 534 289
- info@dippanel.com

Avd. Dólmenes de Valencina, 6
41907. Valencina de la Concepción.
Seville. Spain