




**DC-3  
Sliding  
Service  
Door**

- 
- B-s1-d0
  - Value for money
  - Easy installation


## DC-3 Sliding Service Door

Superior quality service door for intensive use, injected panel, framed with anodized aluminum profile. Robust, durable and with an excellent aesthetic finish and sanitary suitability.


The DC3-40 model is manufactured as standard with a 0.6mm thick sheet metal lacquered in white. As an option, it can be manufactured with finishes in stainless steel, PVC or other materials, with one or two sheets (depending on measurements). It is a high-performance door, designed to have a minimum maintenance.



Thermal isolation



Various sizes available



Easy to assemble and maintain

### Description

- The door includes a frame and counterframe in extruded aluminum with double thermal break. High resistance treatment fixed with hidden screws adaptable to different thicknesses.
- The use of high-quality materials and their design are designed so that the door has a minimum level of maintenance.
- The door leaf is made up of a refrigeration panel with polyisocyanurate (PIR) foam that gives the door a B-s1-d0 reaction to fire classification according to the EN 13501-1 standard.

### DIPPANEL Doors stand out for:

- Quality of finishes
- Easy assembly and installation
- Adaptability to customer needs

## Technical characteristics

## FRAME

## PROFILE

- Pre-frame "U" type
- White lacquered veneer 1006
- Manufactured to each thickness of existing panel on site
- Fixed with hidden screws and adaptable to different thicknesses

## LEAF

## PROFILE

- Anodized extruded aluminum (stainless)
- High corrosion resistance treatment

## ISOLATION

- Rigid polyisocyanurate (PIR) foam
- Reaction to fire classification: B-s1-d0

## THICKNESSES

- 40mm

## SHEET

- Galvanized steel and white lacquered RAL 1006
- Sheet thickness 0.6mm

## BURLETTE

- Very flexible, double-celled and resistant to negative temperatures

## IRONWORK

## GUIDE

- Extruded aluminum profile, anodized finish with adjustment ramps
- Guided system by 2 bearings
- Stainless steel pull-type outer handle

## OPENING

- Interior handle type pvc handle

## SCREWS

- A2 stainless steel

## OPTIONS

- 1 or 2 sheets according to needs (maximum width 1 sheet 1000 mm and 2 sheets 2000 mm)
- Airplane wing type sheet protection in 5mm aluminum or 3mm stainless steel
- Methacrylate viewfinder in 6 mm measures 300x400 mm
- Various finishes in lacquered sheet of various colors, stainless steel, PVC, Polyester, imitation wood, etc.
- White lacquered extruded aluminum frame and counter frame, fixed with hidden screws

DC-3 PHOTOS





# dippanel

**CONTACTO:**

- (+34) 954 436 422
- (+34) 675 534 289
- [info@dippanel.com](mailto:info@dippanel.com)

Avd. Dólmenes de Valencina, 6  
41907. Valencina de la Concepción.  
Seville. Spain